

EXAMINATION RESULTS

Queensbury School

Academic Year 2021-22



S.Watkins & M. Ali

Contents Page

<i>Key Stage 4 Headline Information</i>	2
<i>GCSE Performance against predictions</i>	3
<i>KS4 GCSE/Level 1 Results</i>	7
<i>Entry Level Performance against predictions</i>	9
<i>KS4 Entry Level Results</i>	10
<i>KS4 Pre-Entry Level Results</i>	11
<i>Key Stage 5 GCSE Entries</i>	12
<i>Key Stage 5 Results</i>	13
<i>Destination Data</i>	14
<i>Summary</i>	15

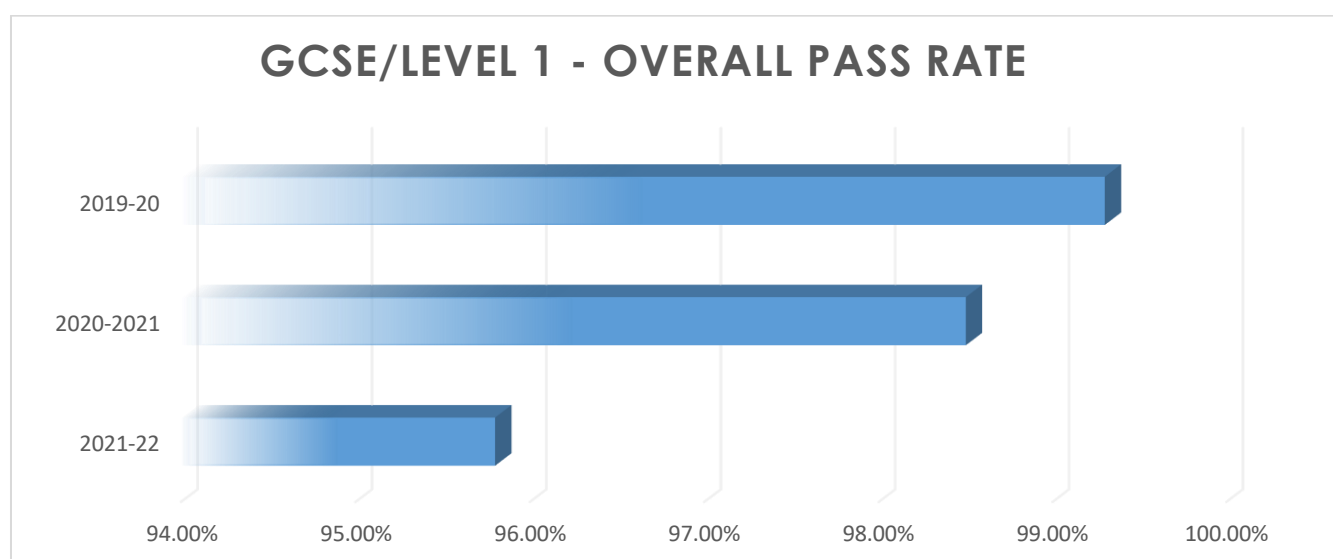
Key Stage 4

KEY HEADLINE INFORMATION:

Due to the Covid-19 pandemic and the significant amount of student attendance lost due to Lockdowns, Education has faced some of it's biggest challenges in recent times.

However, thanks to the support of the Staff and the efforts of our students, this year Queensbury has achieved it's highest GCSE Grades in the school's history.

The 2022 OVERALL PASS RATE for GCSE/Level 1 accreditation was 95.8%. Which was a slight decrease compared to 98.5% last year, but understandable due to the reintroduction of the GCSE Examination procedures following the Covid pandemic and previous use of CAGs.



GCSE PERFORMANCE AGAINST PREDICTIONS:

In the Summer 2022 Year 11 cohort of 27 students, 96.3% achieved at least one qualification at either GCSE/Level 1 or Entry Level.

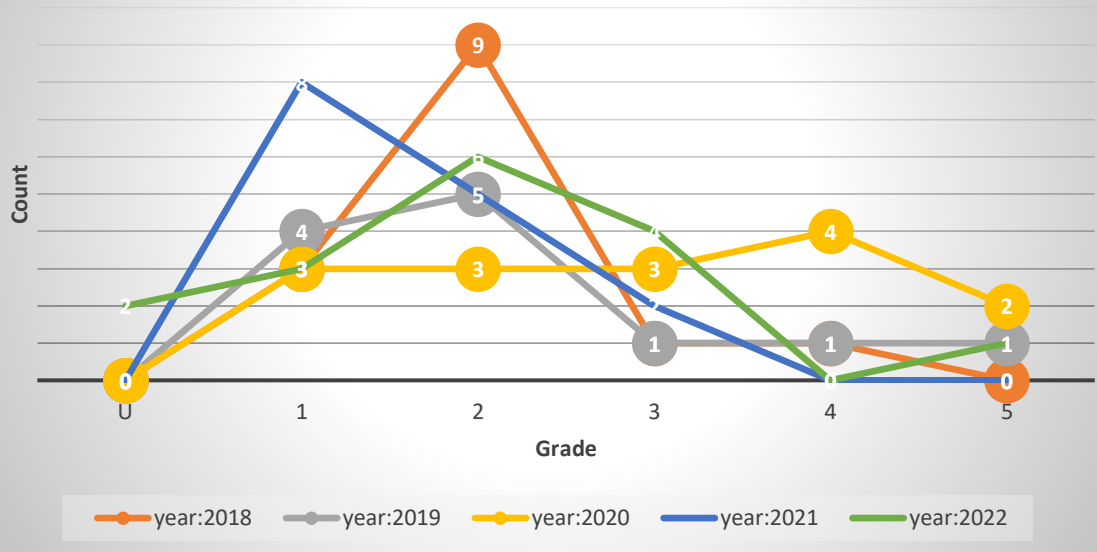
- **20 students (74%) achieved AT LEAST 1 GCSE/Level 1 qualification** – which is a slight decrease on last year's results compared to 78.1% last year.
- **12 students (44.4%) achieved 6 OR MORE GCSE/Level 1 qualifications.**
- **9 students (33.3%) achieved 8 OR MORE GCSE/Level 1 qualifications** – compared to 40.6% last year.
- **7 students (26%) achieved 9 OR MORE GCSE/Level 1 qualifications** – compared to 28.1% last year.
- **2 students (7.4%) achieved 10 GCSE/Level 1 qualifications.**

- ***Although achievement figures overall were slightly lower than last year, this year, students achieved their highest GCSE Grades in the School's history, with one Grade 7, three Grade 8s and one Grade 9.***

- **35.6% of students this year achieved ABOVE expected in GCSE/Level 1 accreditations.**
- **84.3% of students this year achieved AS expected in GCSE/Level 1 accreditation.**

- **GCSE English Language** – 12 students entered – 6 achieved ABOVE expected, 3 achieved AS expected, 3 achieved BELOW expected – One student received a Grade U Fail, highest achieved a Grade 5.
- **GCSE English Literature** – 12 students entered – 4 achieved ABOVE expected, 6 achieved AS expected, 2 achieved BELOW expected – Highest achieved a Grade 4.
- **GCSE Mathematics** – 12 students entered – 3 achieved ABOVE expected, 6 achieved AS expected, 3 achieved BELOW expected – Two students received a Grade U Fail, highest achieved a Grade 8!
- **GCSE Combined Science: TRILOGY** – 10 students entered – 5 grades achieved were ABOVE expected, 13 were AS expected, 2 were BELOW expected – Highest achieved a Grade 3.
- **GCSE Biology** – 2 students entered – 1 achieved ABOVE expected, 1 achieved AS expected – Highest achieved a Grade 8.
- **GCSE Chemistry** – 2 students entered – One achieved ABOVE expected, one AS expected – Highest achieved a Grade 9!
- **GCSE Physics** – 2 students entered – One achieved ABOVE expected, one AS expected – Highest achieved a Grade 8.
- **GCSE Fine Art** – 9 students entered – 2 achieved ABOVE expected, 7 achieved AS expected – Highest achieved a Grade 3.
- **GCSE Religious Studies** – 12 students entered – 4 achieved ABOVE expected, 5 achieved AS expected, 3 achieved BELOW expected – Two students received a Grade U Fail, highest achieved a Grade 5.
- **GCSE Geography** – 12 students entered – 1 achieved ABOVE expected, 2 achieved AS expected, 9 achieved BELOW expected – One student received a Grade U Fail, highest achieved a Grade 7!
- **GCSE 3D Art - D&T** – 9 students entered – 2 achieved ABOVE expected, 6 achieved AS expected, 1 achieved BELOW expected – Highest achieved a Grade 2.
- **ICT Level 1 Certificate** – 12 students entered – 7 achieved ABOVE expected, 5 achieved AS expected – Four students achieved the highest Grade of Distinction*.

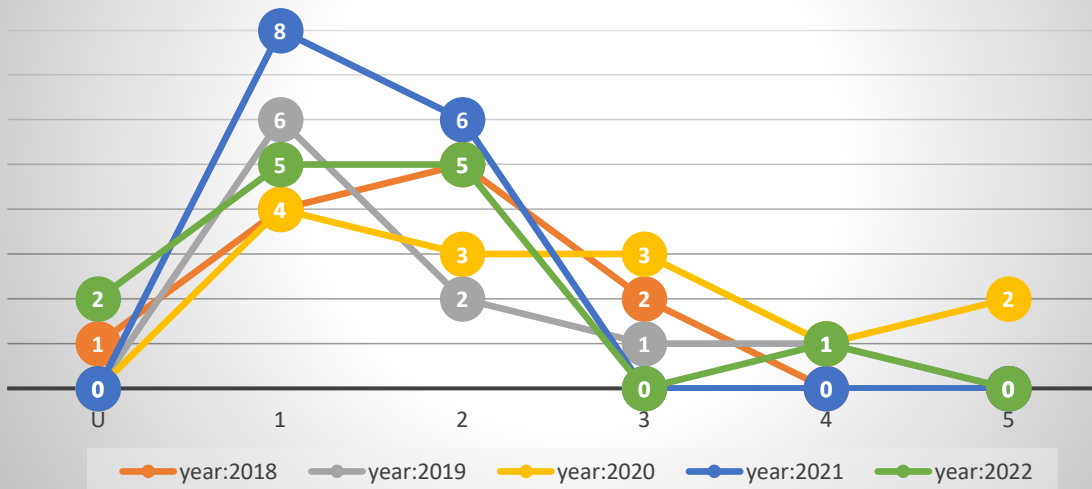
GCSE English Language - Grade Comparison from 2018 to 2022



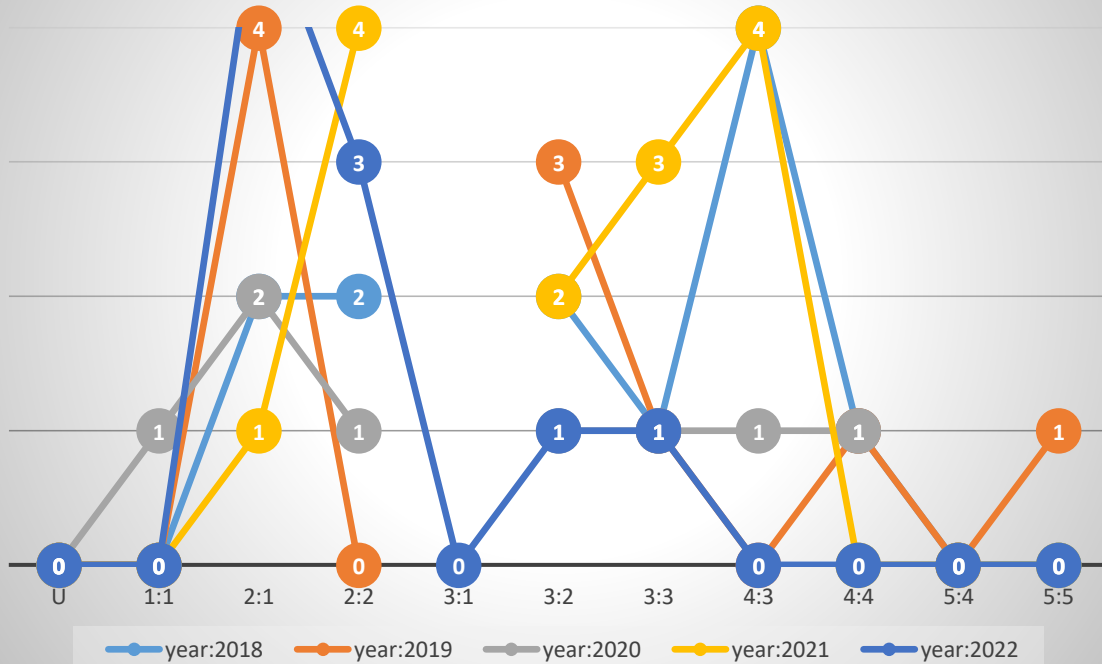
GCSE English Literature - Grade Comparison from 2018 to 2022



GCSE Maths Grade Comparison from 2018 - 2022



GCSE Science Combined Grade Comparison from 2018 - 2022



Key Stage 4 GCSE Results 2022

SUBJECT	GRADE											Number of students entered	Pass Rate
	9	8	7	6	5	4	3	2	1	U Fail			
GCSE English Language					1		2	6	2	1		12	91.6%
<i>Comparison Last Year 2021</i>							2	5	8			15	100%
<i>Comparison 2020</i>					2	3	3	3	3			14	100%
<i>Comparison 2019</i>					1	1	1	5	4			12	100%

GCSE English Literature						2	1	3	6			12	100%
<i>Comparison Last Year 2021</i>							1	6	8			15	100%
<i>Comparison 2020</i>						4	1	3	2			10	100%
<i>New GCSE - No Comparison Data 2019</i>													

GCSE Mathematics		1				1		4	4	2		12	83.3%
<i>Comparison Last Year 2021</i>								6	8			14	100%
<i>Comparison 2020</i>					2	1	3	3	4			13	100%
<i>Comparison 2019</i>						1	1	2	6			10	100%

GCSE Combined Science: Trilogy							3	12	5			10	100%
<i>Comparison Last Year 2021</i>						4	12	11	1			14	100%
<i>Comparison 2020</i>						3	4	5	4			8	100%
<i>New GCSE – No Comparison Data 2019</i>													

GCSE Biology		1			1							2	100%
<i>No Comparison Data 2021 – Covid</i>													
<i>Comparison 2020</i>					2	2	1					5	100%
<i>New GCSE – No Comparison Data 2019</i>													

GCSE Chemistry	1				1							2	100%
<i>No Comparison Data 2021 – Covid</i>													
<i>Comparison 2020</i>					1	2	2					5	100%
<i>New GCSE – No Comparison Data 2019</i>													

GCSE Physics			1				1					2	100%
<i>No Comparison Data 2021 – Covid</i>													
<i>Comparison 2020</i>						2	1	2				5	100%
<i>New GCSE – No Comparison Data 2019</i>													

GCSE Fine Art								2	6	1		9	100%
<i>Comparison Last Year 2021</i>							1	6	3			10	100%
<i>Comparison 2020</i>						1	1	7	2			11	100%
<i>Comparison 2019</i>						1	1	4	1			7	100%

GCSE Religious Studies					1			1	2	6	2	12	83.3%
<i>Comparison Last Year 2021</i>								3	5	5	2	15	86.6%
<i>Comparison 2020</i>							3	3	4	3	1	14	93%
<i>New GCSE – No Comparison Data 2019</i>													

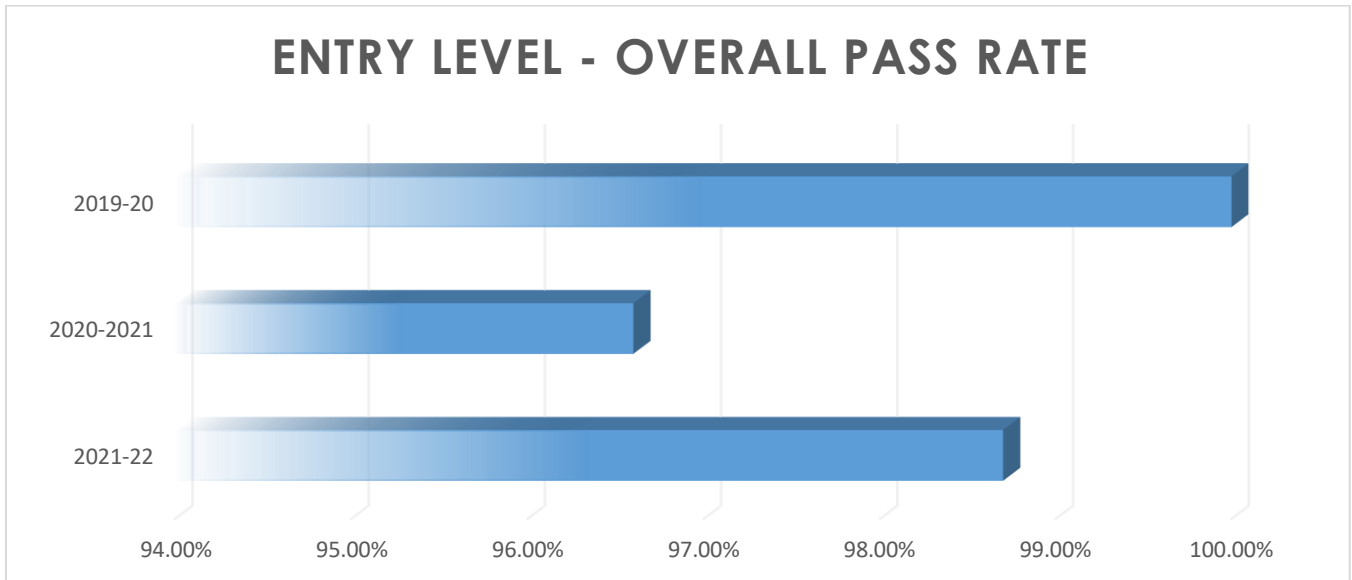
GCSE Geography			1						4	6	1	12	91.6%
<i>Comparison Last Year 2021</i>								1	3	10		14	100%
<i>New GCSE – No Comparison Data 2020</i>													

GCSE 3D Design – D&T									4	5		9	100%
<i>Comparison Last Year 2021</i>								2	9			11	100%
<i>New GCSE – No Comparison Data 2020</i>													

	Distinc-tion *	Distinc-tion	Merit	Pass	U Fail	Number of students entered	Pass Rate
ICT Level 1 Certificate	4	2	4	2		12	100%
<i>Comparison Last Year 2021</i>		1	10	4		15	100%
<i>Comparison 2020</i>	2		5	8		15	100%
<i>Comparison 2019</i>	1	2	6	3		12	100%

ENTRY LEVEL PERFORMANCE AGAINST PREDICTIONS:

The 2022 OVERALL PASS RATE for Year 11 ENTRY LEVEL accreditation was 98.7%. Which is a increase from last year's 95.6%.



- **Entry Level Step Up To English** – 18 students entered – ALL students achieved AS expected.
- **Entry Level Mathematics** – 10 students entered – ALL achieved AS expected.
- **Entry Level Science** – 9 students entered – ALL achieved AS expected.

Key Stage 4 Entry Level Results 2022

SUBJECT	GRADE					
	ENTRY 3	ENTRY 2	ENTRY 1	U Fail	Number of students entered	Pass Rate
English STEP UP	9	6	4		18	100%
<i>Comparison Last Year 2021</i>	3		8	6	17	64.7%
<i>New Entry Level – No Comparison Data 2020</i>						

Mathematics	1	4	5		10	100%
<i>Comparison Last Year 2021</i>	5	5	1		11	100%
<i>Comparison 2020</i>	7	4	4		15	100%
<i>Comparison 2019</i>	2	7	9		18	100%

Science		5	4		9	100%
<i>Comparison Last Year 2021</i>		2	12		14	100%
<i>Comparison 2020</i>	3	10	2		15	100%
<i>Comparison 2019</i>	3	10	2		15	100%

ICT	9				9	100%
<i>Comparison Last Year 2021</i>	11 Certificate 4 Awards				15	100%
<i>Comparison 2020</i>	13				13	100%
<i>Comparison 2019</i>	9		9		18	100%

PE		15	9	1	25	96%
<i>Comparison Last Year 2021</i>	6	16	10		32	100%
<i>Comparison 2020</i>	6	18	13		37	100%
<i>Comparison 2019</i>	5	10	13	1	29	97%

Food		9	4		13	100%
<i>Comparison Last Year 2021</i>	8	7	2		17	100%
<i>Comparison 2020</i>		15	7		22	100%
<i>Comparison 2019</i>		13	5		18	100%

Living Independently		5			5	100%
<i>Comparison Last Year 2021</i>	2 Award	9 Award			11	100%
<i>Comparison 2020</i>	2 Award	7 Certificate 6 Award			15	100%
<i>Comparison 2019</i>	1	2 Certificate 6 Award			9	100%

Arts Award EXPLORE	7				7	100%
<i>Comparison Last Year 2021</i>	5				5	100%
<i>Comparison 2020</i>	13				13	100%
<i>Comparison 2019</i>	11				11	100%

PRE-ENTRY LEVEL PERFORMANCE:

The 2022 OVERALL PASS RATE for PRE-ENTRY LEVEL accreditation was 100%.

Pre-Entry Level accreditation is offered across all subjects to students on our Discovery Pathway. This enables students who are unable to achieve an Entry Level qualification the opportunity to still gain certificates recognising their abilities and achievements.

Key Stage 5

SIXTH FORM GCSE ENTRIES:

This year, there were 4 students who were entered for the GCSE English Language Examination and 3 students entered for GCSE Mathematics Examination, as per DfE requirements that students who did not achieve a Grade 4 in Year 11 were given the opportunity to sit.

In English Language, one student did not improve upon previous grades however, 3 students gained a GCSE which they previous did not have. In Mathematics, one student did not improve however 2 students gained a GCSE which they did not have previously.

Key Stage 5 GCSE Entries 2022

SUBJECT	GRADE										Number of students entered	Pass Rate
	9	8	7	6	5	4	3	2	1	U Fail		
GCSE English Language							2		1	1	4	75%
<i>Comparison Last Year 2021</i>							1	3	1		5	100%
<i>Comparison 2020</i>						1					1	100%
<i>Comparison 2019</i>							1		1		2	100%
GCSE Mathematics								1	2		3	100%
<i>Comparison Last Year 2021</i>							1				1	100%
<i>No Comparison Data 2020</i>												

Key Stage 5 Results 2022

Entry Level Certificate				
Subject	Grade			
	Entry 3	Entry 2	Entry 1	Fail
Step Up English	7	7	4	1
Mathematics	5	5	7	

Subject	Grade				
	Level 1	Entry 3	Entry 2	Entry 1	Fail
Prince's Trust Personal Development & Employability Award	4				
Prince's Trust Personal Development & Employability Unit	2	11			
Arts Award Bronze	20				

Open College Network West Midlands Region					
Subject		Grade			
		Level 1	Entry 3	Entry 2	Entry 1
Employability & Development Skills					
	Award	11			

Skills for Living & Work					
	Certificate	1	10	6	
	Award	8	32	20	11
	Unit	3	2	1	

Students also received various AQA Unit Awards at Level 1, Entry Level and Pre-Entry Level.

Destination Data

DESTINATION DATA/GATSBY BENCHMARKS:

Students are now more prepared for the next stage of their education or adult lives. The quality of work is improving and students' work is of a good quality.

Our careers Lead has met with every student leaving at the end of the year to ensure their destination is suitable and the necessary paperwork is completed through providing support to parents and families.

DESTINATION	YEAR ON YEAR COMPARISON					
	2016-17	2017-18	2018-19	2019-20	2020-21	2021-22*
Not in Education or Training – NEET	7%	3%	11%	2%	0%	2.5%
Further Education – FE	93%	97%	89%	96%	100%	97.5%
Paid/Unpaid Work – Volunteering or Employment	0%	0%	0%	2%	0%	0%

* Subject to final confirmation from BCC SENAR and parent families over the next few weeks.

Break down of 2021-2022 Data:

Year 11 students – 28 leavers, 28 placed in FE (Further Education) 0% NEET
Post 16 students – 22 leavers, 21 placed in FE (Further Education) 4.5% NEET
Combined total – 40 leavers, 39 placed in FE (Further Education) 2.5% NEET

Summary

- ***In the Summer 2022 Year 11 cohort of 27 students – 96.3% achieved at least one qualification at either GCSE/Level 1 or Entry Level.***
- ***20 students (74%) achieved AT LEAST 1 GCSE/Level 1 qualification – which is a slight decrease on last year's results compared to 78.1% last year.***
- ***12 students (44.4%) achieved 6 OR MORE GCSE/Level 1 qualifications.***
- ***9 students (33.3%) achieved 8 OR MORE GCSE/Level 1 qualifications – compared to 40.6% last year.***
- ***7 students (26%) achieved 9 OR MORE GCSE/Level 1 qualifications – compared to 28.1% last year.***
- ***2 students (7.4%) achieved 10 GCSE/Level 1 qualifications.***

- ***Although achievement figures overall were slightly lower than last year, this year, students achieved their highest GCSE Grades in the School's history, with one Grade 7, three Grade 8s and one Grade 9.***

- ***35.6% of students this year achieved ABOVE expected in GCSE/Level 1 accreditations.***
- ***84.3% of students this year achieved AS expected in GCSE/Level 1 accreditation.***

- ***The 2022 OVERALL PASS RATE for Year 11 ENTRY LEVEL accreditation was 98.7%. Which is a increase from last year's 95.6%.***

- ***The 2022 OVERALL PASS RATE for PRE-ENTRY LEVEL accreditation was 100%.***

- ***Of the 40 students leaving Queensbury this Summer, 39 were placed in Further Education.***