

EXAMINATION RESULTS

Queensbury School

Academic Year 2020-21



S.Watkins-McGirl

Contents Page

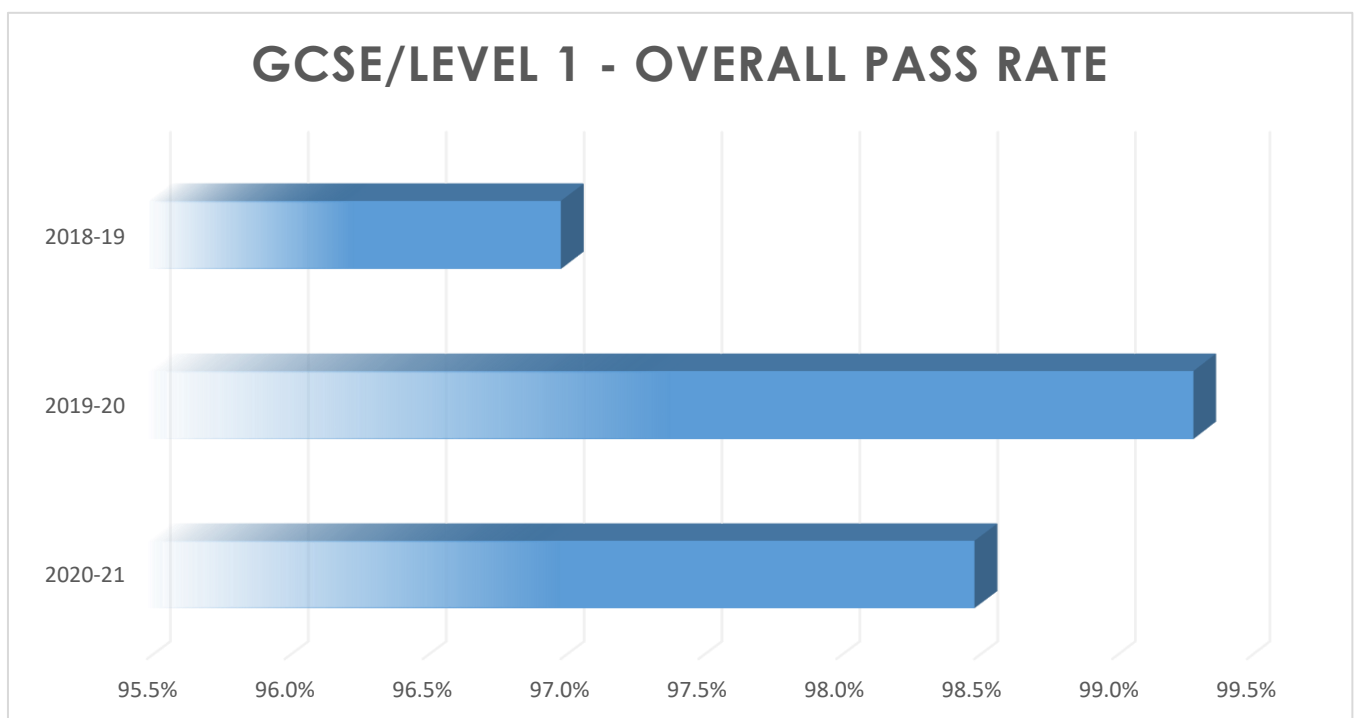
<i>Key Stage 4 Headline Information</i>	2
<i>GCSE Performance against predictions</i>	3
<i>KS4 GCSE/Level 1 Results</i>	5
<i>Entry Level Performance against predictions</i>	6
<i>KS4 Entry Level Results</i>	7
<i>KS4 Pre-Entry Level Results</i>	9
<i>Key Stage 5</i>	10
<i>KS5 Resits & Entry Level Results</i>	10-12
<i>Destination Data</i>	13
<i>Summary</i>	14

Key Stage 4

KEY HEADLINE INFORMATION:

Despite the on-going Covid-19 situation and the significant amount of student attendance lost due to Lockdowns, Queensbury has again increased our year on year achievement in number of GCSE accreditations taken by students.

The 2021 OVERALL PASS RATE for GCSE/Level 1 accreditation was 98.5%. Which was a slight decrease compared to 99.3% last year, but an increase compared to 97% in 2019.

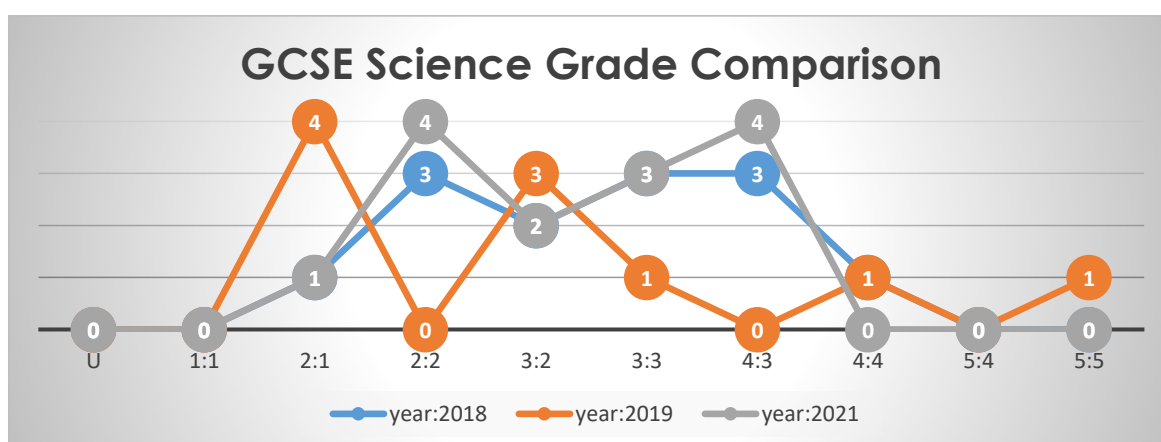
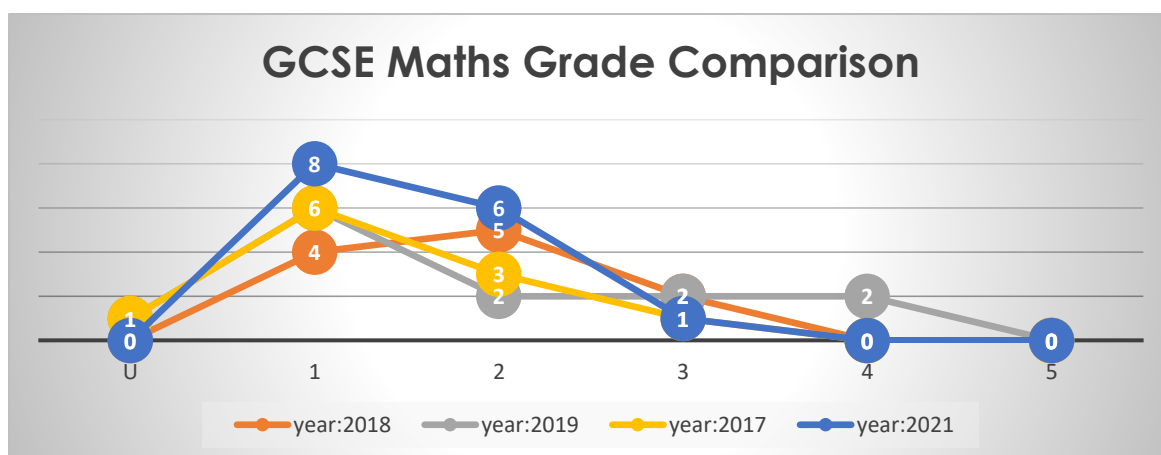
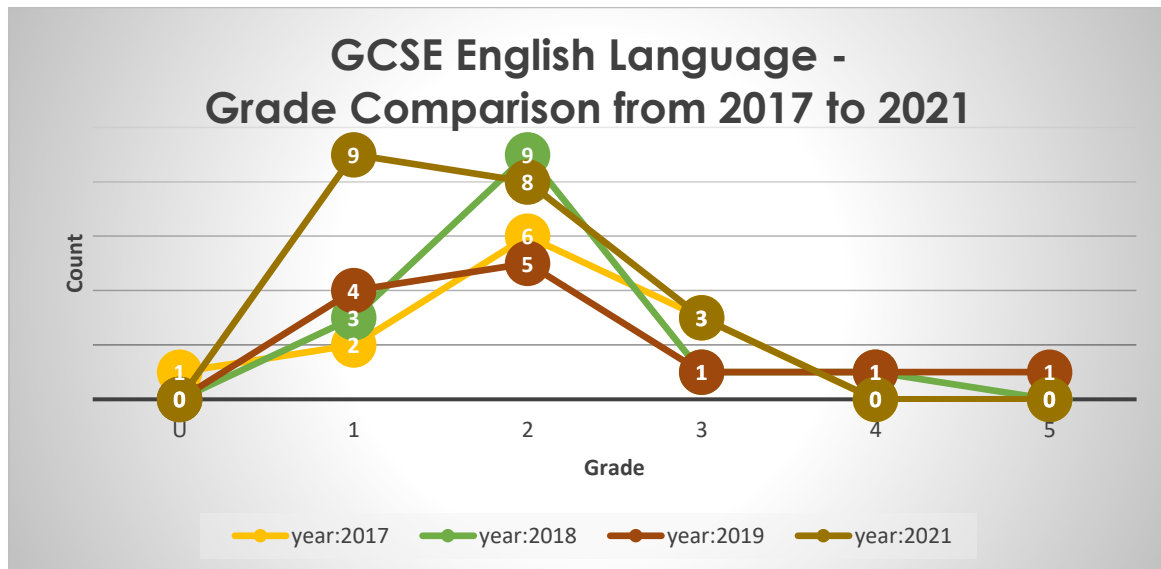


GCSE PERFORMANCE AGAINST PREDICTIONS:

In the 2021 Year 11 cohort of 32 students, all students achieved at least one qualification at either Entry Level or GCSE/Level 1.

- **25 students (78.1%) achieved AT LEAST 1 GCSE/Level 1 qualification, which is an increase on last year's results – compared to 67.6% last year.**
 - **16 students (50%) achieved 4 OR MORE GCSE/Level 1 qualifications.**
 - **13 students (40.6%) achieved 8 OR MORE GCSE/Level 1 qualifications – compared to 16.2% last year.**
 - **9 students (28.1%) achieved 9 GCSE/Level 1 qualifications – compared to 10.8% last year.**
-
- **GCSE English Language** – 15 students entered – ALL achieved as expected.
 - **GCSE English Literature** – 15 students entered – ALL achieved as expected, an increase of 5 students compared to last year.
 - **GCSE Mathematics** – 14 students entered – ALL achieved as expected.
 - **GCSE Combined Science: TRILOGY** – 14 students entered – ALL achieved the double award GCSE AS expected.
 - **GCSE Biology/GCSE Chemistry/GCSE Physics** – Unlike last year, due to the amount of time missed from school due to the Covid-19 Lockdowns, students this year were only entered for the Combined Science: Trilogy and not the separate Science GCSEs.
 - **GCSE Art** – 10 students entered – ALL achieved AS expected.
 - **GCSE Religious Studies** – 15 students entered – 13 achieved AS expected, 2 students failed.
 - **GCSE Geography** – 14 students entered – ALL achieved AS expected.

- **GCSE D&T** – 11 students entered – ALL achieved AS expected.
- **ICT Level 1 Certificate** – 15 students entered – ALL achieved AS expected.



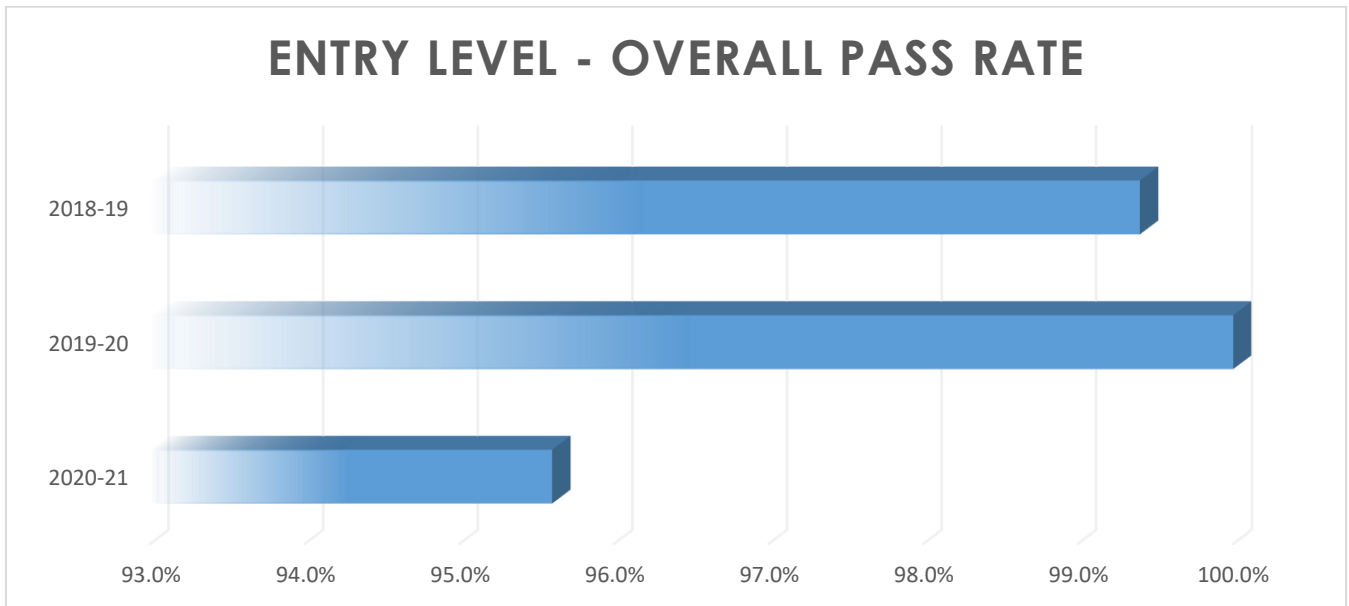
Key Stage 4 GCSE Results 2021

SUBJECT	GRADE										Number of students entered	Pass Rate
	9	8	7	6	5	4	3	2	1	U Fail		
GCSE English Language							2	5	8		15	100%
<i>Comparison Last Year 2020</i>					2	3	3	3	3		14	100%
<i>Comparison 2019</i>					1	1	1	5	4		12	100%
GCSE English Literature							1	6	8		15	100%
<i>Comparison Last Year 2020</i>						4	1	3	2		10	100%
<i>New GCSE - No Comparison Data 2019</i>												
GCSE Mathematics								6	8		14	100%
<i>Comparison Last Year 2020</i>					2	1	3	3	4		13	100%
<i>Comparison 2019</i>						1	1	2	6		10	100%
GCSE Combined Science: Trilogy						4	12	11	1		14	100%
<i>Comparison Last Year 2020</i>						3	4	5	4		8	100%
<i>New GCSE – No Comparison Data 2019</i>												
GCSE Art						1	6	3			10	100%
<i>Comparison Last Year 2020</i>					1	1	7	2			11	100%
<i>Comparison 2019</i>					1	1	4	1			7	100%
GCSE Religious Studies							3	5	5	2	15	86.6%
<i>Comparison Last Year 2020</i>						3	3	4	3	1	14	93%
<i>New GCSE – No Comparison Data 2019</i>												
GCSE Geography							1	3	10		14	100%
<i>New GCSE – No Comparison Data 2020</i>												
GCSE 3D Design							2	9			11	100%
<i>New GCSE – No Comparison Data 2020</i>												

	Distinction *	Distinction	Merit	Pass	U Fail	Number of students entered	Pass Rate
ICT Level 1 Certificate		1	10	4		15	100%
<i>Comparison Last Year 2020</i>	2		5	8		15	100%
<i>Comparison 2019</i>	1	2	6	3		12	100%

ENTRY LEVEL PERFORMANCE AGAINST PREDICTIONS:

The 2021 OVERALL PASS RATE for ENTRY LEVEL accreditation was 95.6%. Which is a decrease from last year's 100% and 99.4% the previous year.



- **Entry Level Step Up To English (new qualification)** – 17 students entered – 11 students achieved AS expected, 6 students failed.
- **Entry Level Mathematics** – 11 students entered – ALL achieved AS expected.
- **Entry Level Science** – 14 students entered – ALL achieved AS expected.

Key Stage 4 Entry Level Results 2021

SUBJECT	GRADE				Number of students entered	Pass Rate
	ENTRY 3	ENTRY 2	ENTRY 1	U Fail		
English STEP UP	3		8	6	17	64.7%
<i>New Entry Level – No Comparison Data 2020</i>						
Mathematics	5	5	1		11	100%
<i>Comparison Last Year 2020</i>	7	4	4		15	100%
<i>Comparison 2019</i>	2	7	9		18	100%
Science		2	12		14	100%
<i>Comparison Last Year 2020</i>	3	10	2		15	100%
<i>Comparison 2019</i>	3	10	2		15	100%
ICT	11 Certificate 4 Award				15	100%
<i>Comparison Last Year 2020</i>	13				13	100%
<i>Comparison 2019</i>	9		9		18	100%
PE	6	16	10		32	100%
<i>Comparison Last Year 2020</i>	6	18	13		37	100%
<i>Comparison 2019</i>	5	10	13	1	29	97%
Food	8	7	2		17	100%
<i>Comparison Last Year 2020</i>		15	7		22	100%
<i>Comparison 2019</i>		13	5		18	100%
Living Independently	2 Award	9 Award			11	100%
<i>Comparison Last Year 2020</i>	2 Award	7 Certificate 6 Award			15	100%
<i>Comparison 2019</i>	1	2 Certificate 6 Award			9	100%
Arts Award EXPLORE	5				5	100%
<i>Comparison Last Year 2020</i>	13				13	100%
<i>Comparison 2019</i>	11				11	100%

PRE-ENTRY LEVEL PERFORMANCE:

The 2021 OVERALL PASS RATE for PRE-ENTRY LEVEL accreditation was 100%. This allowed students who were unable to achieve an Entry Level qualification certificates recognising their abilities and achievements.

AQA have provided a moderation report recognising exemplary IT/ Media work from students.

Key Stage 5

GCSE RESITS & ENTRY/LEVEL 1 ACCREDITATION:

This year, there were 6 students who were re-entered for the GCSE English Language or GCSE Mathematics examinations, as per DfE requirements. Although 2 students have improved upon their previous Year 11 or resit grades, none achieved the required Grade 4.

2021 is the first year 6 of our 6th form students achieved the full ASDAN certificate. It is also the first time students have been entered for the Food Hygiene certificate achieving a 100% pass rate.

Key Stage 5 GCSE Resits 2021

SUBJECT	GRADE										Number of students entered	Pass Rate
	9	8	7	6	5	4	3	2	1	U Fail		
GCSE English Language							1	3	1		5	100%
<i>Comparison Last Year 2020</i>						1					1	100%
<i>Comparison 2019</i>							1		1		2	100%
GCSE Mathematics							1				1	100%
<i>No Comparison Data 2020</i>												

Key Stage 5 Results 2021

SUBJECT	U	GRADE					Number of students entered	Pass Rate
		ENTRY 1	ENTRY 2	ENTRY 3	LEVEL 1	LEVEL 2		
Step up to English Qualifications								
English	4	11		6			21	81%

Gateway Qualifications	U	GRADE					Number of students entered	Pass Rate
		ENTRY 1	ENTRY 2	ENTRY 3	LEVEL 1	LEVEL 2		
Maths, using size, shape and space		12	17	15	17	4	65	100%

Princes Trust	U	GRADE					Number of students entered	Pass Rate
		ENTRY 1	ENTRY 2	ENTRY 3	LEVEL 1	LEVEL 2		
Personal development and employability skills					7		7	100%
Unit Award								
Interpersonal and self-management skills					2		2	100%

ASDAN CoPE	U	GRADE					Number of students entered	Pass Rate
		ENTRY 1	ENTRY 2	ENTRY 3	LEVEL 1	LEVEL 2		
Certificate of Personal Effectiveness					6		6	100%
Unit Award								
Introduction to Improving Own Learning & Performance					2		6	100%
Introduction to Problem Solving					2		6	100%
Communicating through Discussion					1		6	100%

OCNWMR	U	ENTRY 1	ENTRY 2	ENTRY 3	LEVEL 1	LEVEL 2	Number of students entered	Pass Rate
Food hygiene certificate					10		10	100%
Skills for Living & Work award			13	13	1		27	100%
SFLaW Unit: Money		11	7	7			25	100%
SFLaW Unit: Health & Safety in the Workplace				2	5		7	100%
SFLaW Unit: Personal care & Hygiene		11	7	1			19	100%
SFLaW Unit: Food, Everyday food & Drink preparation unit			16	34	6	2	58	100%

Unit Award Scheme	PRE-ENTRY LEVEL	ENTRY LEVEL	Number of students entered	100%
Vocational Education	8		8	100%
Maths Unit 1		14	14	100%
Maths Unit 2		8	8	100%
Maths Unit 3		2	2	100%

Destination Data

DESTINATION DATA/GATSBY BENCHMARKS:

Students are now more prepared for the next stage of their education or adult lives. The quality of work is improving and students' work is of a good quality.

This remains an area for us to embed. Gatsby benchmark is now embedded within the medium term planning. Training has been delivered by our careers lead on recording/ reporting on all aspects of careers within the curriculum areas.

Our careers lead has met with every student leaving at the end of the year to ensure their destination is suitable and the necessary paperwork is completed through providing support to parents and families.

DESTINATION	YEAR ON YEAR COMPARISON				
	2016-17	2017-18	2018-19	2019-20	2020-21*
Not in Education or Training – NEET	7%	3%	11%	2%	0%
Further Education – FE	93%	97%	89%	96%	100%
Paid/Unpaid Work – Volunteering or Employment	0%	0%	0%	2%	0%

* Subject to final confirmation from BCC SENAR and parent families over the next few weeks.

Summary

- In the 2021 Year 11 cohort, all students achieved at least one qualification at either GCSE/Level 1 or Entry Level.
- Starting points for year 11 cohorts in 2021 were lower than previous years.
- At GCSE, students this year out performed the number of GCSE grades achieved last year by achieving a greater number of GCSE qualifications.
- A slightly greater number of students were entered for GCSE qualifications in 2021 than in 2020 or 2019.
 - 13 students (40.6%) achieved 8 OR MORE GCSE/Level 1 qualifications – compared to 16.2% last year.
 - 9 students (28.1%) achieved 9 GCSE/Level 1 qualifications – compared to 10.8% last year.
- 14 students achieved the newly introduced GCSE Geography.
- 11 students achieved the new qualification in GCSE 3D Design which has replaced DT, alleviating the written aspect of the qualification. Introduction of the qualification has enabled some of our Explorer group students to access this course.
- 2021 is the first year 6 of our 6th form students achieved the full ASDAN certificate. It is also the first time students have been entered for the Food Hygiene certificate achieving a 100% pass rate.
- 100% of students entered for Maths and Skills for Living and Work/ Food unit improved on the year 11 result by at least 1 level.
- Notably a year 14 pupil who had achieved an Entry in year 11, has gained a Grade 3 GCSE in English Language.
- 100% of leavers are in FE with 0% NEET.