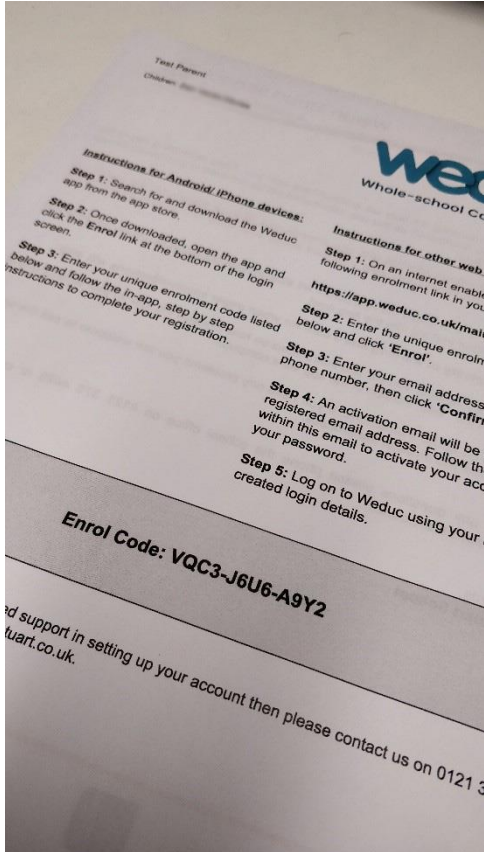
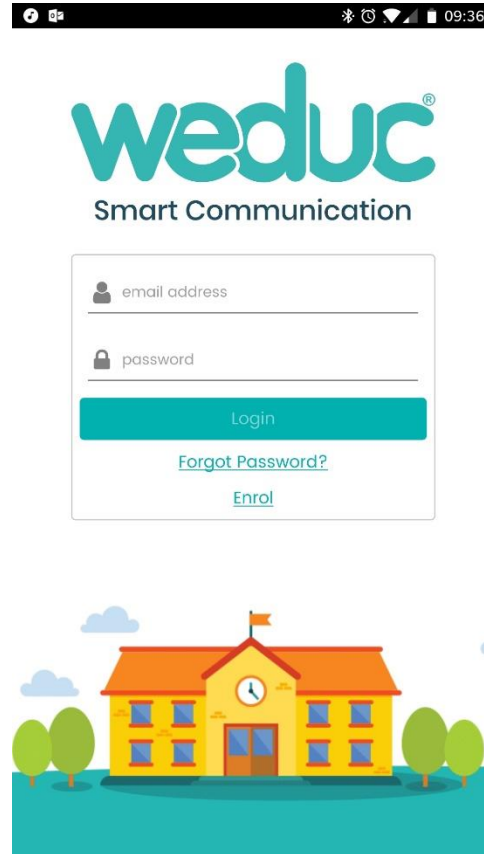


# WEDUC ENROLMENT

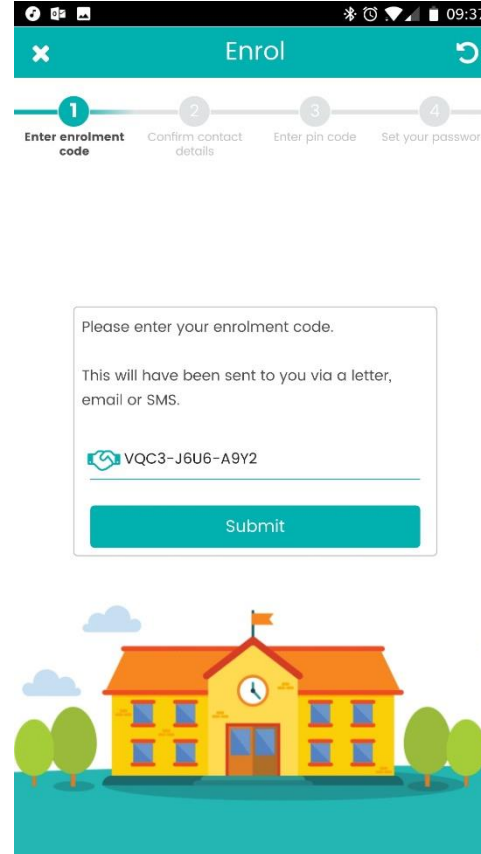
## THE PROCESS IN PICTURES



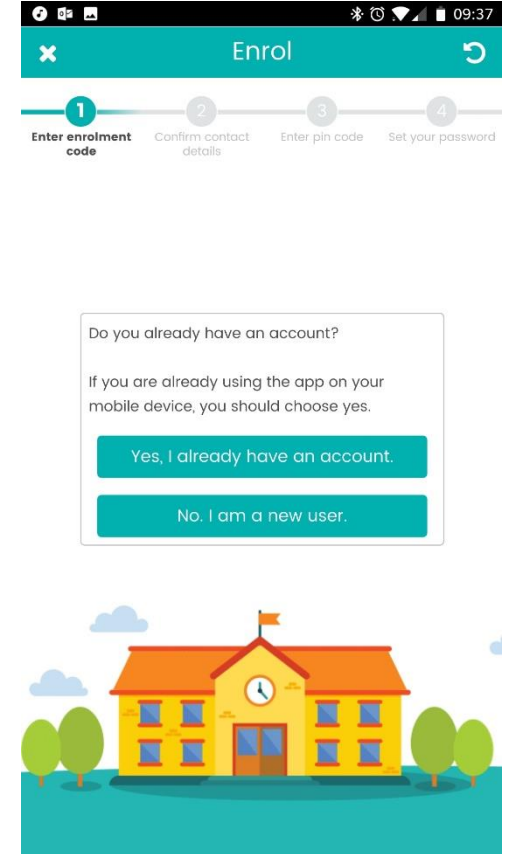
1. Each letter has an Enrol Code



2. Tap Enrol



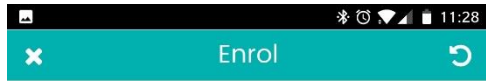
3. Enter Code



4. Tap No, I am a new user

# WEDUC ENROLMENT

## THE PROCESS IN PICTURES



Hi Test Parent [Not you?](#)

Please confirm your email address and mobile phone number.

[Next](#)



5. Enter correct **email** and **phone**



A 4 digit pin code has been sent to the email address/phone number you provided. Type this code into the box below.

Please note: It may take up to 5 minutes to receive your code. Your code will expire after 1 hour.

[Submit](#)

[I didn't receive my pin code](#)



6. Wait for SMS. Enter **Code** from SMS



Please set your password.

Your password must be at least 6 characters long and contain at least one uppercase letter, number or symbol.

[Login](#)



7. Set a **password**



Wilson Stuart School

- [Read or share news and ideas in the newsfeed.](#)
- [View upcoming events in your calendar.](#)
- [Read and send messages.](#)
- [Access the parent portal.](#)
- [View notices that have been posted.](#)
- [Complete and submit forms.](#)
- [View your user profile.](#)

Navigation icons: Home, Messages, Calendar, Notifications

8. All done!