

EXAMINATION RESULTS

Queensbury School

Academic Year 2019-20



education**IMPACT**
Academy Trust

S.Watkins-McGill

Contents Page

<i>Key Stage 4 Headline Information</i> _____	2
<i>GCSE Performance against predictions</i> _____	3
<i>KS4 GCSE/Level 1 Results</i> _____	5
<i>Entry Level Performance against predictions</i> _	6
<i>KS4 Entry Level Results</i> _____	7
<i>Key Stage 5</i> _____	8
<i>KS5 Resits & Entry Level Results</i> _____	8
<i>Destination Data</i> _____	10
<i>Summary</i> _____	11

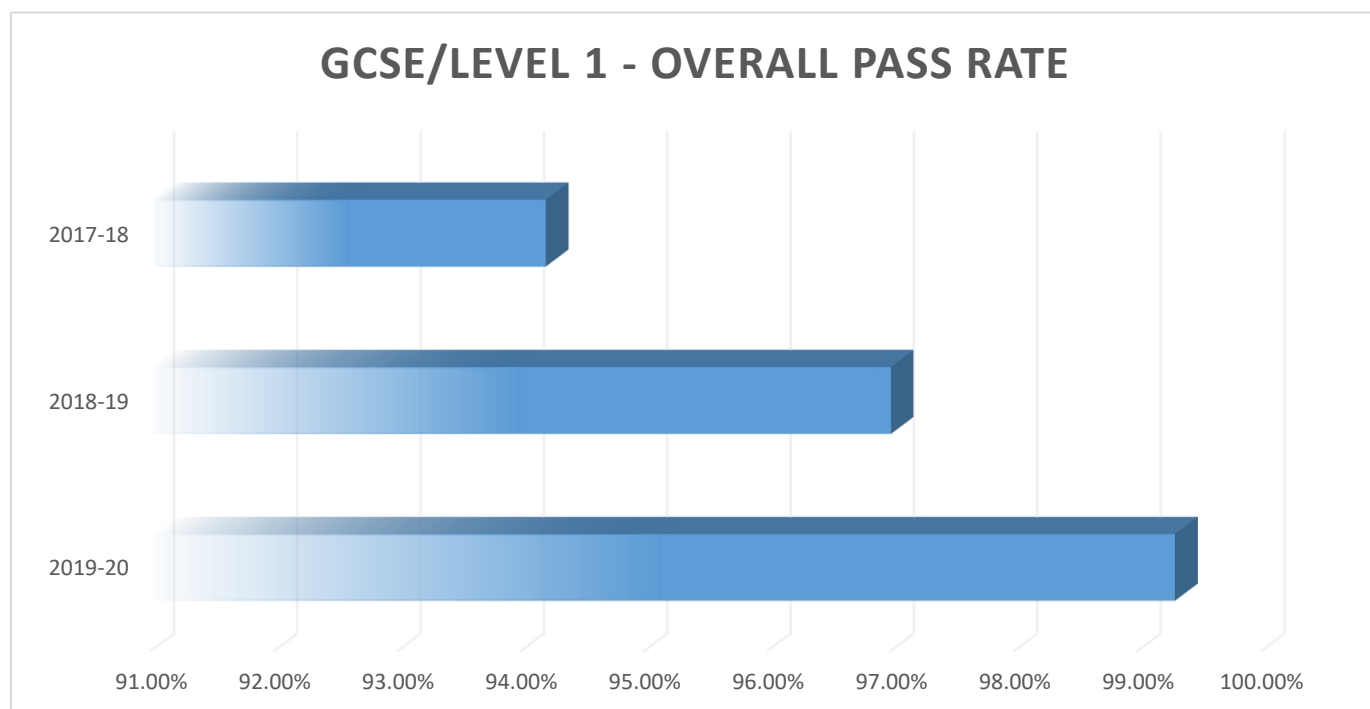
Key Stage 4

KEY HEADLINE INFORMATION:

Despite the Covid-19 situation and the DfE's Algorithm, Queensbury was recognised for our year on year increasing achievement at GCSE therefore, this year's Grades were higher than predicted.

At GCSE/Level 1 accreditation, students this year out performed those last year by achieving greater numbers of GCSE qualifications. This year, Year 11 students achieved 10 Grade 5 GCSE qualifications between them.

The 2020 OVERALL PASS RATE for GCSE/Level 1 accreditation was 99.3%. Which was an increase compared to 97% last year, and 94.2% the previous year.

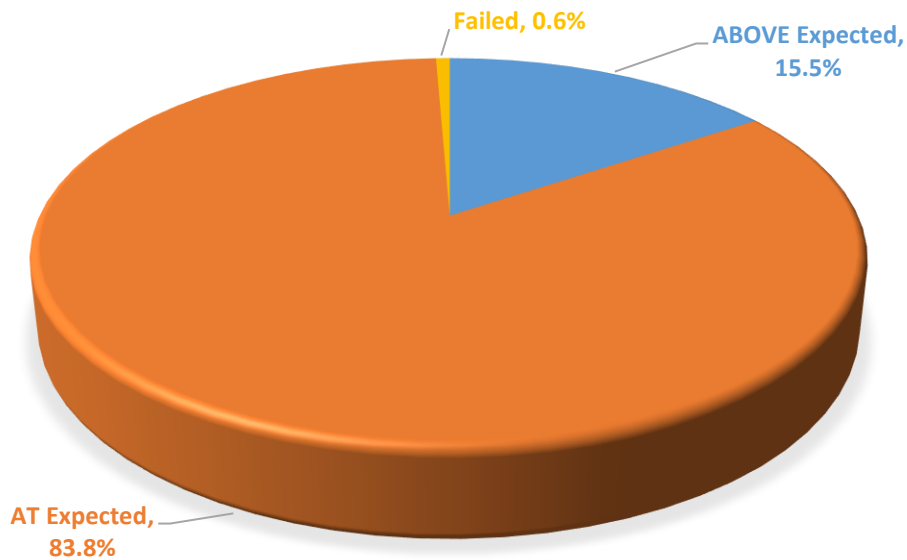


GCSE PERFORMANCE AGAINST PREDICTIONS:

In the 2020 Year 11 cohort of 37 students, all students achieved at least one qualification at either Entry Level or GCSE/Level 1.

- 25 students (67.6%) achieved at least 1 GCSE/Level 1 qualification, which is an increase on last year's results of 20 students.
 - 12 students (32.4%) achieved 7 or more GCSE/Level 1 qualifications, compared with 6 students last year.
 - 6 students (16.2%) achieved 8 GCSE/Level 1 qualifications.
 - 4 students (10.8%) achieved 9 GCSE/Level 1 qualifications.
-
- **GCSE English Language** – 14 students entered – ALL achieved as expected.
 - **GCSE English Literature** – 10 students entered – ALL achieved as expected.
 - **GCSE Mathematics** – 13 students entered – 2 achieved ABOVE expected, 11 as expected.
 - **GCSE Combined Science: TRILOGY** – 8 students entered – 7 achieved ABOVE expected, 1 AS expected.
 - **GCSE Biology** – 5 students entered – ALL achieved AS expected.
 - **GCSE Chemistry** – 5 students entered – ALL achieved AS expected.
 - **GCSE Physics** – 5 students entered – ALL achieved AS expected.
 - **GCSE Art** – 11 students entered – 6 achieved ABOVE expected, 5 AS expected.
 - **GCSE Religious Studies** – 14 students entered – 13 achieved AS expected, 1 student failed.
 - **GCSE D&T** – 8 students entered – ALL achieved AS expected.
 - **ICT Level 1 Certificate** – 15 students entered – 2 achieved ABOVE expected, 13 achieved AS expected.

KS4 GCSE EXAM RESULTS 2019-20



- **15.5% of students achieved ABOVE expected in GCSE/Level 1 accreditation.**
- **83.8% of students achieved AS expected in GCSE/Level 1 accreditation.**
- **NO students achieved BELOW expected in GCSE/Level 1 accreditation.**
- **0.64% of students failed to achieve the GCSE/Level 1 accreditation they were entered for.**

Key Stage 4 GCSE Results 2020

SUBJECT	GRADE										Number of students entered	Pass Rate	
	9	8	7	6	5	4	3	2	1	U Fail			
GCSE English Language					2	3	3	3	3			14	100%
<i>Comparison Last Year 2019</i>					1	1	1	5	4			12	100%

GCSE English Literature						4	1	3	2			10	100%
<i>New GCSE - No Comparison Data</i>													

GCSE Mathematics					2	1	3	3	4			13	100%
<i>Comparison Last Year 2019</i>						1	1	2	6			10	100%

GCSE Combined Science: Trilogy						3	4	5	4			8	100%
<i>New GCSE - No Comparison Data</i>													

GCSE Biology					2	2	1					5	100%
<i>New GCSE - No Comparison Data</i>													

GCSE Chemistry					1	2	2					5	100%
<i>New GCSE - No Comparison Data</i>													

GCSE Physics					2	1	2					5	100%
<i>New GCSE - No Comparison Data</i>													

GCSE Art					1	1	7	2				11	100%
<i>Comparison Last Year 2019</i>					1	1	4	1				7	100%

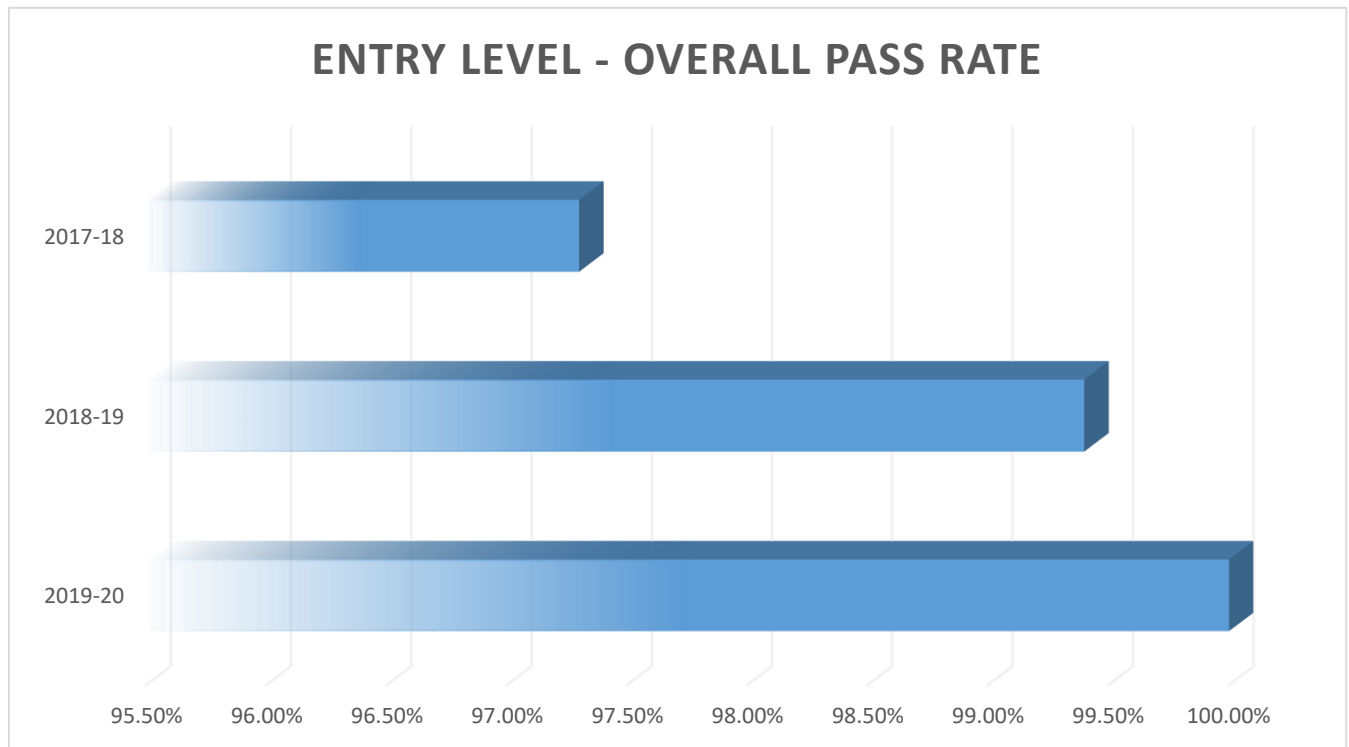
GCSE Religious Studies						3	3	4	3	1		14	93%
<i>New GCSE - No Comparison Data</i>													

GCSE D&T								4	4			8	100%
<i>New GCSE - No Comparison Data</i>													

	Distinction *	Distinction	Merit	Pass	U Fail	Number of students entered	Pass Rate
ICT Level 1 Certificate	2		5	8		15	100%
<i>Comparison Last Year 2018</i>	1	2	6	3		12	100%

ENTRY LEVEL PERFORMANCE AGAINST PREDICTIONS:

The 2020 OVERALL PASS RATE for ENTRY LEVEL accreditation was 100%. Which was an increase compared to 99.4% last year, and 97.3% the previous year.



- **Entry Level English** – 17 students entered – ALL achieved AS expected.
- **Entry Level Mathematics** – 15 students entered – 10 achieved ABOVE expected, 5 students achieved AS expected.
- **Entry Level Science** – 15 students entered – 5 achieved ABOVE expected, 10 students achieved AS expected.

Key Stage 4 Entry Level Results 2020

SUBJECT	GRADE				Number of students entered	Pass Rate
	ENTRY 3	ENTRY 2	ENTRY 1	U Fail		
English Language	8	8	1		17	100%
<i>Comparison Last Year 2019</i>	6	6	11		23	100%
Mathematics	7	4	4		15	100%
<i>Comparison Last Year 2019</i>	2	7	9		18	100%
Science	3	10	2		15	100%
<i>Comparison Last Year 2019</i>	3	10	2		15	100%
ICT	13				13	100%
<i>Comparison Last Year 2019</i>	9		9		18	100%
PE	6	18	13		37	100%
<i>Comparison Last Year 2019</i>	5	10	13	1	29	97%
Humanities	7	6			13	100%
<i>No Comparison Data – only Unit Awards last year</i>						
PSHE	11	11			22	100%
<i>Comparison Last Year 2019</i>	12	9	6		27	100%
Food		15	7		22	100%
<i>Comparison Last Year 2019</i>		13	5		18	100%
Living Independently	2 Award	6 Award 7 Certificate			15	100%
<i>Comparison Last Year 2019</i>	1	6 Award 2 Certificate			9	100%
Arts Award EXPLORE	13				13	100%
<i>Comparison Last Year 2019</i>	11				11	100%

Key Stage 5

GCSE RESITS & ENTRY/LEVEL 1 ACCREDITATION:

This year, there was 1 student who was re-entered for the GCSE English Language examination, as per DfE requirements. This student improved upon their previous Year 11 and Resit grade and achieved the required Grade 4.

Key Stage 5 GCSE Resits 2020

SUBJECT	GRADE										Number of students entered	Pass Rate	
	9	8	7	6	5	4	3	2	1	U Fail			
GCSE English Language						1						1	100%
<i>Comparison Last Year 2019</i>							1		1			2	100%

Key Stage 5 Results 2020

SUBJECT	GRADE				
	ENTRY 1	ENTRY 2	ENTRY 3	LEVEL 1	LEVEL 2
Gateway Qualifications					
Maths, Making calculations			18	28	1
Maths, Addition, Subtraction & Multiplication	2	19			
English, Listen & Respond		20	4	24	3
English, Read for information	2	20	4	22	3
PSE, Understanding Relationships Unit	4	29	12		
PSE, Self Awareness Unit		17	10		
PSE, Taking Exercise Unit	4	29	12		

Progression, Using Cooking Skills in the Domestic Kitchen Unit				11	
Progression, Household Skills				12	

Princes Trust	ENTRY 1	ENTRY 2	ENTRY 3	LEVEL 1	LEVEL 2
Managing Money			3	8	
Participating in a Healthy Lifestyle				3	

ASDAN AoPE	ENTRY 1	ENTRY 2	ENTRY 3	LEVEL 1	LEVEL 2
Working with Others				2	
Planning & Reviewing Learning				1	

OCNWMR	ENTRY 1	ENTRY 2	ENTRY 3	LEVEL 1	LEVEL 2
Living Independently Award	8	26	8		
Skills for Living & Work Award				3	
ICT, Presentation Software Unit		23	1	24	24
Food, Everyday Food & Drink Preparation Unit		23	19	3	

AWARD SCHEME	PRE-ENTRY LEVEL	ENTRY LEVEL
Vocational Education	5	85
Maths Unit 1	5	
Maths Unit 2	5	
Maths Unit 3	5	
Maths Unit 4		5
English Unit 1	5	
English Unit 2	5	
English Unit 3	5	

Destination Data

DESTINATION DATA/GATSBY BENCHMARKS:

Students are now more prepared for the next stage of their education or adult lives. The quality of work is improving and students' work is of a good quality.

This remains an area for us to embed greater consistency across all subjects. Effective robust systems allow the school to ensure students remain on track and are supported appropriately. Greater clarity on sequencing will be a focus for the school to ensure greater consistency.

DESTINATION	YEAR ON YEAR COMPARISON			
	2016-17	2017-18	2018-19	2019-20
Not in Education or Training – NEET	7%	3%	8%	2%
Further Education – FE	93%	97%	89%	95%
Paid/Unpaid Work – Volunteering or Employment	0%	0%	0%	2%

Summary

- *In the 2020 Year 11 cohort, all students achieved at least one qualification at either GCSE/Level 1 or Entry Level.*
- *At GCSE, students this year outperformed grades achieved last year by achieving higher grades in all GCSE subjects.*
- *The 2020 overall pass rate for Entry Level accreditation was 100%.*

- **25 students achieved at least 1 GCSE/Level 1 qualification – an increase from last year.**
- **12 students achieved 7 or more GCSE/Level 1 qualifications – 50% increase on last year.**

- **At GCSE, the Combined Science TRILOGY results were particularly strong with 88% of students achieving better than expected.**
- **At GCSE, Maths results were better than expected with 15% of students achieving above predictions.**

- **10 students achieved the newly introduced GCSE English Literature.**
- **13 students achieved the GCSE Religious Studies FULL course.**
- **5 students achieved GCSEs in Biology, Chemistry and Physics, therefore leaving Queensbury with 3 separate GCSE Science qualifications.**

- **At GCSE Resit, one student managed to achieve the GCSE English Language accreditation on his third attempt and therefore will leave Queensbury with the required Grade 4.**